

# A Design, Tests and Considerations for Improving Keystroke and Mouse Loggers

JONATHAN H. MORGAN<sup>1</sup>, CHEN-YANG CHENG<sup>2</sup>, CHRISTOPHER PIKE<sup>3</sup> AND FRANK E. RITTER<sup>1,\*</sup>

<sup>1</sup>*College of Information Sciences and Technology, Penn State, University Park, PA 16802, USA*

<sup>2</sup>*Department of Industrial Engineering and Enterprise Information, Tunghai University, R.O.C*

<sup>3</sup>*Applied Research Lab, Penn State, University Park, PA 16802, USA*

*\*Corresponding author: frank.ritter@psu.edu*

We start by reviewing several logging tools. We then report improvements to a keystroke logger we have developed for the Mac and PC, Recording User Input (RUI). These improvements include changes to its interface, increased accuracy and extensions to its logging ability. RUI runs in the background recording user behavior with timestamps and mouse location data across all applications—thus avoiding problems associated with video logs and instrumenting individual applications. We provide a summary and comparison of tests for loggers and present procedures for validating logger timing that quantifies timing accuracy using an external clock. We demonstrate these tests on RUI and three other applications (Morae, Camtasia and AppMonitor). We conclude by providing some general specifications and considerations for creating, testing, evaluating and using keystroke and mouse loggers with respect to different experimental questions and tasks.

## STUDY HIGHLIGHTS

- Reviews several interface logging tools.
- Reports improvements to a keystroke logger for the Mac and PC, Recording User Input (RUI), including increased accuracy and extensions to its logging ability. RUI runs in the background recording user behavior with timestamps and mouse location data across all applications—thus avoiding problems associated with video logs and instrumenting individual applications.
- We provide a summary and comparison of tests for loggers and new procedures for validating logger timing that quantifies timing accuracy using an external clock.
- We demonstrate these tests on RUI and three other applications (Morae, Camtasia and AppMonitor).
- We provide design considerations for choosing and creating loggers.

*Keywords: user logs; timing validation; logging tools; keystroke logs; protocol data; sequential data*

*Editorial Board Member: Andrew Cockburn*

*Received 15 November 2010; Revised 31 May 2012; Accepted 24 September 2012*

## 1. INTRODUCTION

Obtaining and validating accurate timing for computer users has arguably become more difficult over time as operating systems have become more complex (De Clercq *et al.*, 2003; Myors, 1999). Naturalistic studies of computer use and human–computer interaction (HCI) studies, nevertheless, often require accurate logging of keystrokes and mouse movements

(Ritter *et al.*, 2013; also see Held *et al.* 1999 and Leijten and Van Waes 2006 for nice examples). Consequently, there is a wide variety of testing environments but few general logging tools.

In this report, we start by reviewing several logging tools. We then report improvements to a keystroke logger we have developed, RUI. These improvements include changes to its interface, increased accuracy and extensions to its logging ability. We provide a summary and comparison of tests for

loggers and new procedures for validating logger's timing that quantifies timing accuracy using an external clock. We demonstrate these tests on RUI and three other applications (Morae, Camtasia and AppMonitor). We then examine these applications with respect to these tests. We provide some general specifications and some considerations for creating, testing, evaluating and using keystroke and mouse loggers with respect to different experimental questions and tasks.

## 2. REVIEW OF KEYSTROKE LOGGERS

Researchers recording behavior on computer interfaces for later analysis (e.g. [Latif, 2008](#); [Patton and Gray, 2010](#)) confront several challenges. Existing solutions are either not general or limited in some way. For example, video recording methods will provide a record of working with nearly any interface, but they are cumbersome to use and their sampling rates (typically 24 times per second) are insufficient for measuring many of the smaller effects required by HCI's and psychology's paradigms, as noted by [Plant et al. \(2002, 2004\)](#) and [Alexander et al. \(2008\)](#).<sup>1</sup> In addition, as [Alexander et al. \(2008\)](#) point out, video logs are vulnerable to interpretation errors when analyzing complex sequences or logic events (such as menu selection) because they depend upon the analyst's contextual knowledge.

When possible, direct instrumentation of the interface or task is quite useful because it allows analysts to specify and record the data necessary for their research *in vivo*. Many commercial applications, however, are designed to resist instrumentation for proprietary reasons.

Recording behavior with timing information directly from a keyboard or keypad using hardware dongles is another way forward (e.g. [St. Amant et al., 2007](#)). Dongles such as KeyDemon USB and KeyDemon PS2<sup>2</sup> are available to record keystrokes, but timing information at the millisecond level is just now being introduced in these commercially available solutions. Hardware approaches are typically very accurate; however, collecting data from these sources does pose some challenges, particularly for naturalistic or large geographically distributed HCI studies.

Where indirect instrumentation is possible, such as modifying a library that is used by many applications, it provides a useful and flexible solution. AppMonitor ([Alexander et al., 2008](#)) provides yet another alternative, a light-weight client-side logger for Windows machines. AppMonitor records not only low-level actions but also the interface semantics of actions where these are defined. Like [Alexander et al.](#), we advocate the use of client-side loggers to capture user behavior not only

because, as they have persuasively shown, such loggers can effectively capture interface-related semantic content, but also because their relatively small footprint makes them resistant to rate errors and time stealing.

We can note several software loggers in addition to RUI,<sup>3</sup> including AppMonitor, Camtasia,<sup>4</sup> Inputlog,<sup>5</sup> Morae, MouseTracker<sup>6</sup> and DirectRT.<sup>7</sup> While these are all software solutions, it is useful to distinguish between task-oriented collection tools and stimulus presentation tools. The first category is primarily suited for data exploration and testing in naturalistic settings; the second for experiment development and hypothesis testing in lab settings. What primarily distinguishes these two groups is the degree of experimental control allowed by the tool upon the user environment.

The first group (e.g. RUI, AppMonitor, Camtasia and Inputlog) provide little or no experimental control. RUI, AppMonitor and Camtasia require initialization, while Inputlog requires users to select their recording preferences and identify the testing session. These tools are best suited for generally unstructured task environments, where investigators are primarily interested in identifying key features of the task or activity as users, computer user models or robots experience it. In these instances, investigators may not yet have a strong theory regarding the behaviors in question but rather are performing exploratory analysis. Loggers, such as Morae, represent an intermediary position, as they do not structure the user's task environment but do depend on external recording equipment in a HCI lab setting.

The second group (e.g. MouseTracker, DirectRT, ePrime and perhaps Inquisit) allow experimenters to both structure and record activity using both stimulus presentations and analysis tools, providing them a high degree of experimental control. They, however, require experimenters to specify where and when the experimental stimuli occur, making them excellent for psychological studies of low-level stimuli but unsuitable for many naturalistic HCI or human-robot interaction (HRI) experiments.

We, here, are primarily concerned with task-oriented HCI and HRI tools and their validation. We thus limit our focus to two RUI platforms (Mac RUI and PC RUI), Morae, Camtasia and AppMonitor, as these have all been used in HCI or HRI

<sup>3</sup>Since starting this project, we have also found out about Fastlog by De Clercq ([users.ugent.be/~adeclercq/fastlog](mailto:users.ugent.be/~adeclercq/fastlog)) and Inquisit by Millisecond software ([www.millisecond.com](http://www.millisecond.com)). Interested readers may wish to examine them as well.

<sup>4</sup>Camtasia and Morae are available at [www.techsmith.com/morae.asp](http://www.techsmith.com/morae.asp) and [www.techsmith.com/camtasia.asp](http://www.techsmith.com/camtasia.asp).

<sup>5</sup>Inputlog is primarily used in writing research (e.g. [Leitjen and Van Waes 2006](#); [Sullivan and Lindgren, 2006](#); [Van Waes et al., 2011](#)), and is available at [www.inputlog.net/](http://www.inputlog.net/).

<sup>6</sup>MouseTracker ([Freeman and Ambady, 2010](#)) supports the spatial analysis, raw time analysis and distributional analysis of mouse movements (but not keystrokes), and is available at [mousetracker.jbfreeman.net](http://mousetracker.jbfreeman.net).

<sup>7</sup>DirectRT is an experimental suite designed to help design and run cognitive and perceptual experiments, and is available at [www.empirisoft.com/directrt.aspx](http://www.empirisoft.com/directrt.aspx).

<sup>1</sup>Video sampling rates constrain not only the ability to log user activity but also to validate it. Audio tests (with a sampling rate of approximately 8000 samples/s when compared with a sampling rate of 24 samples/s for video) provide a powerful alternative.

<sup>2</sup>These and other examples of hardware solutions can be found at [www.keelog.com](http://www.keelog.com), while more current examples can be found by searching the Internet.



experiments. We first introduce Mac RUI and PC RUI as examples of a HCI/HRI logger. We then describe a comparative study of these loggers using five tests. We next discuss this study and our tests before addressing validation challenges and related risks associated with HCI and HRI loggers more generally. We conclude by providing a general specification for HCI and HRI loggers that arise from our experiences running HCI and HRI studies and designing HCI/HRI tools.

Before describing RUI or our tests in detail, a general introduction of our tested applications is in order. We begin with RUI. RUI is a pair of keystroke loggers that captures user behavior for the Mac and PC operating systems (Kukreja *et al.*, 2007). We also examine two TechSmith applications, Morae, a usability testing package, and Camtasia, a recording and presentation tool. Though Camtasia is primarily used to record on-screen activity for making presentations and tutorials, its prevalence and accessibility have made it a popular alternative for recording user behavior. Finally, AppMonitor is a HCI logger, specializing in the capture of semantic content by recording the movement between and manipulation of foreground and background applications.

### 3. RUI: RECORDING USER INPUT

In their initial work on RUI, Kukreja *et al.* (2007) provided a general keystroke logger that worked on two major operating systems, Mac OS X (Mac RUI 1.0) and Windows (PC RUI 1.0). We briefly describe these versions, our revisions to them and some studies using them.

#### 3.1. Mac RUI 2.0

Mac RUI 2.0 (January 2012) is a keystroke and mouse action logger implemented in the Carbon framework for Mac OS X. Users can record keystrokes, mouse clicks and mouse movements, or any combination thereof. Logs, as noted in Table 1, include a header and a timestamp since log start, action and argument (such as keys pressed or move locations) for keystrokes, mouse clicks and mouse movements in a tab delimited file. In Table 1, the user moves the mouse, clicks and then types, "Hello".

#### 3.2. PC RUI 2.04

Written in the .Net framework using C#, the latest version of RUI for the PC platform, 2.04 (April 2012), records events more accurately than its predecessor (Kukreja *et al.*, 2007) by generating a filewriting object from a list at the end of each recorded session and thus enabling it to smoothly capture events by generating a filewriting object to smoothly capture events across all Windows application at the end of each recorded session. PC RUI 2.04 supports both HH:MM:SS and decimal time logging; it also collects summary statistics from the log

**Table 1.** An example log file from Mac RUI 2.0.

Subject ID: C:\Documents and Settings\Desktop\Test 3.txt			
File Created:	11/25/2009	03:56:00 PM	
Elapsed [s]	Action	X	Y
0	Moved	275	605
7.322	Moved	276	605
7.486	Moved	278	605
7.655	Pressed	Left	
7.827	Released	Left	
8.486	KEY	SHIFT + H	
8.661	KEY	e	
8.994	KEY	l	
9.159	KEY	l	
9.319	KEY	o	
12.662	Moved	715	782

**Table 2.** An example log file from PC RUI 2.04.

Subject ID: C:\Documents and Settings\Desktop\Test 4.txt			
File Created:	10/26/2011	6:00:01 PM	
Version:	2.04		
Released:	07/20/2011		
Elapsed Time [s]:	Action	X	Y
0.390	Moved	1279	504
0.406	Moved	1278	504
1.468	Pressed Left		
1.703	Key		LShiftKey
1.828	Key	H	Shift
1.921	Key	e	
2.031	Key	l	
2.125	Key	l	
2.296	Key	o	
2.421	Key	OemPeriod	
2.515	Pressed Right		
2.640	Key	D1	

file regarding keystrokes, mouse clicks, distances moved and times.<sup>8</sup> We provide a very short example log in Table 2.

We also expanded the PC platform's logging capabilities by providing new runtime features such as the ability to note task changes using a task hierarchy, and the option to perform the NASA Task Load Index (TLX) test. The NASA TLX (Hart and Staveland, 1988) is a commonly used measure of workload. The workload factors assessed are: mental, physical and temporal demands; performance; effort; and frustration. A user completes a ratings assessment for each task, as well as weighting each factor. Taking ratings with RUI provides a convenient way to record workload and ties these measures to keystroke and mouse

<sup>8</sup>Distance is the movement by the mouse pointer in pixels, while the time is elapsed time from the initialization of the logger in seconds, unless otherwise specified by the user.

click times by putting them in the log. The code to take the TLX measures adds about 80 KB to RUI's footprint.

### 3.3. Previous uses of RUI

RUI's multiple platforms and timing resolution has proved a useful tool for a range of HCI and HRI studies. Since its release, RUI has been used by us and others in HCI and cognition studies. Ritter *et al.* (2007) used PC RUI to log human and agent data for simple robot teleoperation tasks. Their work developed theories of HRI design and implementation, tested an ACT-R cognitive model and demonstrated that a low-level cognitive user model could interact directly with an HRI interface to provide behavior predictions. These log files provided timestamps for mouse movements and keystrokes that were then compared with model predictions. Friedrich (2008) used Mac RUI to examine problem-solving strategies, while Kim and Ritter (2007) and Paik (2011) used Mac RUI to study learning and retention. From this work, Kim developed cognitive task models that predict comparative retention rates of participants performing procedural tasks using keystroke commands versus using a GUI. In both cases, mouse movements and keystrokes were used to infer process within a task, with the total task time being derived from the logs.

Hurst *et al.* (2007) used RUI to implement a pseudo-haptic technique for improving user interfaces for physically challenged populations. This tool uses RUI to capture where users click on the screen (using the  $(x, y)$  locations recorded in the log) to make the target areas bigger and more predictable. In an unpublished study, another group has used PC RUI 2.04 to record users and identify them for a cybersecurity application. Here, the relative timing between keystrokes was used. Drawing upon these and other experiences with RUI, we have revised both existing RUI versions, including versions that anonymize personal information while retaining data that ASCII keys were pressed.

## 4. TESTS AND STANDARDS FOR HCI AND HRI KEYSTROKE LOGGERS

We now discuss a comparative study of RUI's two platforms, two commercial keystroke loggers (Morae and Camtasia) and AppMonitor (Alexander *et al.*, 2008). Table 3 summarizes the tests and standards applied to each application. The table organizes the rest of this section, because in each subsection we describe the rationale of each test or standard, the method used and the test results for each application.

This table generalizes the tests we used to develop RUI (Kukreja *et al.*, 2007), as well as introducing tests used in the development of later versions of RUI and for other loggers. Table 3 begins to note important characteristics for these instruments—that they are reliable and robust against external disturbances (although defining all disturbances is

**Table 3.** Tests and standards for HCI and HRI keystroke loggers.

- (1) No zero interkeystroke timings
- (2) A gamma distribution of interkeystroke times
- (3) A narrow distribution of mouse position logging times for fixed logging times that is comparable to the requested sample rate
- (4) Comparison of logs with an external clock
- (5) Low temporal drift over multiple days

difficult) and load requirements, have (where necessary) small or well-understood biases, possess adequate precision to see effects of interest, and lead to replicable and thus reliable results. This list is not exhaustive, in that as a logger is used in new ways further criteria and further artifacts are often identified. The list should be useful already, in that it provides a means of differentiating loggers. We next discuss each of these.

### 4.1. No zero interkeystroke timings

Except for a few unique and identifiable key combinations (e.g. CTRL, ALT, DEL), few or no zero interkeystroke time events should be present in the test data. A 0 ms interkeystroke timing event arises when two keystrokes have been logged simultaneously, indicating that either a batching error has occurred (two keypresses processed at the same time that were not pressed at the same time) or that the user has, in fact, pressed two keys essentially simultaneously. In previous validation studies (e.g. Ritter and Wood, 2002), loggers under a high enough load often failed this test when ran on multi-user systems. The analyst can differentiate between these two cases by examining the logs. The first case, the presence of batching errors, constitutes a fundamental but frequently correctable development error.

We have found 0 ms timings for mouse movement events. In these instances, the mouse appears to send two locations in the same sample period. This appears to be due to the mouse hardware sending two locations, in order, within its same cycle period. To test this, we examined naturally generated logs, discussed in the next section.

#### 4.1.1. Method

*Materials and participants.* The participants ( $n = 6$ ) for this test and the other tests were from a sample of convenience (colleagues not affiliated with the project). We recorded keystrokes and mouse clicks using a MacBook Pro 3.1 running Mac OS X v. 10.4.11 to test Mac RUI 1.0; and a Windows PC on a Dell Intel® Core™ 2 CPU to test PC RUI 2.04, Morae 3.0, Camtasia Studio 6, AppMonitor 1.2.1. We performed all keystroke and mouse trials reported here using a Logitech USB keyboard<sup>9</sup> and Logitech laser mouse, respectively. We did, however, also use the keyboards and mice accompanying

<sup>9</sup>The USB polling rate is 125 Hz, introducing an average delay of 4 ms between the execution of a keystroke and its acknowledgement by the OS.



each system during the pilot testing of the external clock test to confirm that the audio waveforms of keystrokes and mice do not vary significantly with respect to the physical hardware employed for the test. In later tests, we note changes to this basic setup and any additional apparatus if used.

**Procedure.** The participants were logged over three 30 min trials over the course of 2 days for Mac RUI, PC RUI, Morae and AppMonitor. In each trial, we used unordered combinations of the ASCII (a-zA-Z1-0, symbols) keys, modifier keys, mouse clicks and mouse movements. We were unable to perform the test for Camtasia because it records events into a WAV movie file; we could only compare automatically generated sounds for each keystroke or mouse click with physical mouse clicks or keystrokes we recorded for the external clock test.

#### 4.1.2. Results

For Mac RUI, PC RUI, Morae and AppMonitor, we found no 0 ms interkeystroke timing events for samples of approximately 10 000 events for each—the recording of mouse movements caused the sample totals to differ slightly. Our test of Camtasia was inconclusive. While we found that each audio representation corresponded with a physical sound (120 keystrokes), the log lacked the granularity necessary to detect batching errors.

### 4.2. A gamma distribution of interkeystroke times

Reaction times typically follow distributions with a single long right tail because reaction times can never fall below 0. Consequently, distributions such as a gamma distribution (Luce, 1986; Patton and Gray, 2010; Van Zandt, 2002; Van Zandt and Ratcliff, 1995), a log-normal (Braun *et al.*, 2003) or an ex-Gaussian (Van Zandt, 2002) generally characterize RT data. The absence of such a distribution suggests that either the data are not reaction time data or that the logger is not recording correctly.

#### 4.2.1. Method

We analyzed the data we tested for zero interkeystroke timing events to determine the distribution of interkeystroke times.

#### 4.2.2. Results

The keystroke times for Mac RUI and PC RUI when fitted to a gamma distribution exhibited  $r^2$  values of 0.977 and 0.963, respectively. Figure 1 shows the distribution and fit for PC RUI. We, however, could not perform this test on AppMonitor, Camtasia or Morae. For AppMonitor, we could not replicate a 30 min typing trial because AppMonitor only records timestamps for two ASCII keys, the Enter key and spacebar. As in the previous test, Camtasia's dependence on WAV files made

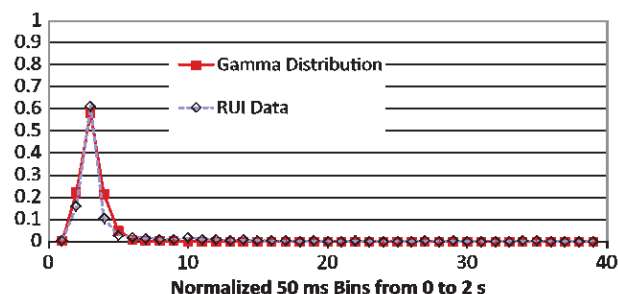


Figure 1. Reaction time data: PC RUI 2.04.

this test impossible. As for Morae, its exported logs only provide timestamps in seconds, making the test meaningless.<sup>10</sup>

### 4.3. A narrow distribution of mouse position logging times for fixed logging times

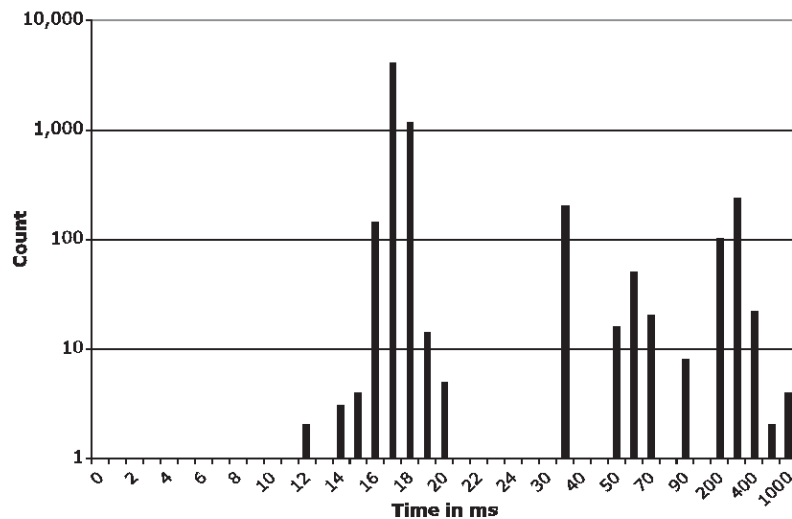
Whereas mouse clicks and keystrokes have a definitive stopping and starting point, mouse movements are a relatively fluid activity. Defining a meaningful mouse move is a difficult heuristic that most designers of logging software avoid. Instead, designers frequently choose to log changes in the mouse's position, and thus are obliged to rely upon the default refresh rate of an event listener (RUI is in this group). Logging so many events can contribute to memory delays that in turn generate statistical outliers in the timing data.

If a logger is recording mouse movements properly, the positions will be logged at a consistent interval (Dasarathy, 1985). This interval represents the update rate of the logger's mouse event listener. Loggers frequently use separate event listeners for recording keystrokes and mouse activity. In either case, the update rates generally range between 15 and 20 ms. An application's update rate establishes the limit of its accuracy. Thus, by examining the distribution of mouse movements throughout a trial's time course, one can determine the range of this interval, and thus have a general sense of an application's accuracy in this regard. If the logger uses mouse events (as opposed to polling), then this test determines if the times are reasonable (intervals between 15 and 20 ms) and that there are no artifacts present in the timing data.

#### 4.3.1. Method

To verify the distribution of mouse position logging times, we conducted three 3 min sessions. We, however, could only obtain mouse move events for Mac RUI 1.0 (6522 events), PC RUI 2.04 (11 336 events) and AppMonitor (12 296 events)—the number of events varied because each session was a free movement or scrolling test.

<sup>10</sup>Using Morae Manager's 'Search Results' window and Audacity, you can generate by hand a log with ms timing. We did this for the external clock test; however, this method is prohibitive for tests consisting of more than a couple hundred events.



**Figure 2.** Log histogram of times between mouse locations from Mac RUI 1.0 for 5.5 min of moves ( $N = 6514$  data points). Note that the bins are nonlinear to make small numbers more visible.

Testing AppMonitor required us to scroll the mouse continuously during the course of the trial because AppMonitor only records timestamps for mouse move events associated with scrolling. Thus, while we expect that AppMonitor is accurate, our claims regarding AppMonitor are weaker because of the limited nature of the test. We were not able to analyze Morae or Camtasia in this way. While Morae supports the video playback of mouse moves, it does not log mouse move events in either its ‘Search Results’ window or in its exportable logs. Camtasia does not log mouse moves. A mouse could start and stop, creating long gaps between mouse location recordings. So, in our tests, we discarded events that had a gap between moves of over 20 ms.

We based our choice of 20 ms on an analysis of mouse move distribution times across multiple trials. These distributions were consistent across trials and platforms. Figure 2 shows a time interval for one such trial. In Fig. 2, the first distribution of times between mouse locations has a break point at 20 ms, very close to the expected sampling rate of 18 ms. There are very few moves above 20 ms. A single pixel movement generates a mouse event, so above 20 ms per pixel the mouse is moving less than 50 pixels per second, or about 0.5 inches per second. These cases, however, are not stressing the logger to pick up times. This number could be adjusted; the histogram shows that the slower moves, unless there were many of them, would not change the logging rate and would, most likely, be indistinguishable from times between moves.

#### 4.3.2. Results

After adjusting the data as noted, the remaining moves for Mac RUI (5486 events), PC RUI (9740 events) and AppMonitor (12290 events) exhibited modal values of 16 ms for Mac RUI and AppMonitor and 17 ms for PC RUI between logging events.

Thus, the mouse logging behavior was not perfect, but does appear to neither over nor under sample the mouse move locations.

#### 4.4. Comparing the keystroke logger’s time with an external clock

Recording timestamps within multitasking operating systems introduces complications. Routine synchronization via NTP servers does nothing to correct low-level, short-term time stealing (variance in timestamps due to logging processes not getting their allotment of time, MacInnes and Taylor, 2001) or its effects (i.e. rate errors). While built-in time synchronization programs such as those found in Mac OS 8.5.1 and later, the prevalence of synchronization and calculation software, and the growing use of special purpose Window classes has generally made computer clocks more reliable, there remains a need for tests that are not only resistant to but also capable of detecting time stealing. We now describe one such test and its limitations. (De Clercq *et al.*, 2003 used a more direct, but less available, hardware-based solution to perform a test like this.)

##### 4.4.1. Camera-based tests: method

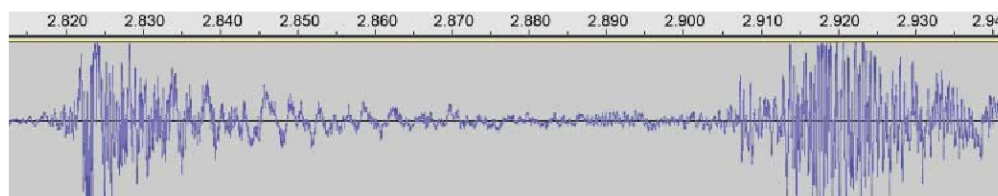
We basically used the same approach with only changes to the apparatus and procedure.

*Apparatus.* For the external validation, we used a Robic SC-505 5-Lap Memory Stopwatch (accurate to a 1 ms/day) and a Canon DVD Camcorder DC220. For the analysis, we used Ace DVD Audio Extractor<sup>11</sup> and Audacity<sup>12</sup>.

<sup>11</sup>[www.freedomdownloadcenter.com/Multimedia\\_and\\_Graphics/Misc\\_Sound\\_Tools/Ace\\_DVD\\_Audio\\_Extractor.html](http://www.freedomdownloadcenter.com/Multimedia_and_Graphics/Misc_Sound_Tools/Ace_DVD_Audio_Extractor.html)

<sup>12</sup>Audacity 1.2.6, audacity.sourceforge.net.





**Figure 3.** Keystrokes in Audacity waveform. Time ( $x$ -axis) is in s and volume ( $y$ -axis) is in dB.

*Procedure.* Keystroke and mouse click samples were collected from each application (Mac RUI 1.0, PC RUI 2.04, Morae 3.0, Camtasia Studio 6 and AppMonitor 1.2.1) while being recorded on the camcorder using its internal microphone. For each application, we compared the audio waveform of the physical action (e.g. key pressing, mouse clicking or stylus tapping) to the logger's output. During each trial, the participant waited approximately 2 s between each event (keystroke or mouse click depending on the test) and after every 10 events, moved the mouse to delineate between sequences of events.<sup>13</sup>

We controlled for the bias introduced by sound propagation by keeping the distance between the camera's microphone and the keyboard or mouse less than 6" at any point during the trial, meaning that the maximum degree of bias introduced by sound propagation across this distance was approximately a fixed 4 ms<sup>14</sup> (in most cases far less). An offset of 4 ms is within the variation of  $\pm 20$  ms found with this method. To reduce the effects of ambient noise, all trials occurred in a quiet room.

*Determining the external clock's rate of drift.* For our time trials, we used a camera capable of writing to DVDs as our external clock. To validate the camera, we performed two tests. We ran five trials where we recorded the National Institute of Standards and Technology's ([www.time.gov/timezone.cgi?Eastern/d/-5/java](http://www.time.gov/timezone.cgi?Eastern/d/-5/java)) atomic clock for 35 min, the duration of the camera's DVDs. From these trials, we derived an average drift of 1 s per 804 s (the camera lags NIST). We further substantiated this finding by recording a high-performance stopwatch for five trials and comparing the results of these trials with those of the earlier NIST trials. We found that the results were consistent. Although this difference indicates a small drift in the camera's time, we were able to adjust all the subsequent data to account for this effect. Furthermore, the significance of the camera drift is mitigated by the fact that we are primarily interested in the range of the variation of the trial data with respect to an external clock rather than their absolute values.

*Analysis.* We extracted audio files from the DVD recordings using the Ace DVD Audio Extractor 1.1.2.<sup>15</sup> We then used Audacity® (1.2.6, [audacity.sourceforge.net](http://audacity.sourceforge.net)), an open source audio editor and recorder, to display the recording's audio waveform. Figure 3 is an example of a keystroke waveform.

We verified that each wave was, in fact, a keystroke or mouse click by using Audacity®'s playback function.<sup>16</sup> Once verified, we determined the time of each keystroke or mouse click by recording the time of each wave's crest.<sup>17</sup>

*Limitations of a camera-based test.* Although we have attempted to create a test based on an external clock, we have had to suffice ourselves with comparing application logs with extracted audio files from video recordings. The limitations imposed by this approach permit us to validate an application's accuracy only down to the 20 ms level after adjusting for the biases introduced by the camera's rate of drift, the distance between the camera and the keyboard or mouse and the polling rate delay. Furthermore, we found that interpreting the data required us to create rather syncopated samples, approximately 1–2 s between each keystroke or mouse click. Although we have done trials with higher frequency inputs, we found that the sound waveform in these trials was too complex to interpret. Finally, this method allows us to validate individual keystrokes or mouse clicks, not specific mouse movements. Verification of mouse movements is impossible using this method because the analyst must align the sound of the keystroke or mouse click from the waveform with the tested application's log file—mouse moves do not make sounds. It does, however, provide a test that is not a binary pass/fail, but rather provides a measure of accuracy.

#### 4.4.2. Camera-based tests: results

*Alignment of log files and the external clock.* Figure 4 shows an example of the time course of the alignment of the external clock

<sup>15</sup>[www.freedownloadscenter.com/Multimedia\\_and\\_Graphics/Misc\\_Sound\\_Tools/Ace\\_DVD\\_Audio\\_Extractor.html](http://www.freedownloadscenter.com/Multimedia_and_Graphics/Misc_Sound_Tools/Ace_DVD_Audio_Extractor.html).

<sup>16</sup>In longer samples, visual confirmation was necessary. Visual checks are also useful when differentiating the sample's starting point from the application's activation sequence.

<sup>17</sup>There are multiple wave crests; the maximum of the first burst is used as the time. Figure 4 has this indicated in Audacity at 2.822 s. We found this pattern to be consistent across varying keyboard and mouse types. Mouse clicks present a more pronounced but similar pattern. In all cases, the maximum of waveform has a maximum duration of 3 ms.

<sup>13</sup>The spacing between keystrokes and mouse clicks ensured a clean audio waveform while the mouse movement between sequences allowed visually confirming starting and stopping points. In addition, these periods of mouse movement allowed observing if any logging errors occurred when shifting between event types.

<sup>14</sup>At 20°C, sound travels 343 m/s. Therefore, at a distance of 1.37 m (approximately 4.49 ft), there will be a delay of approximately 4 ms.

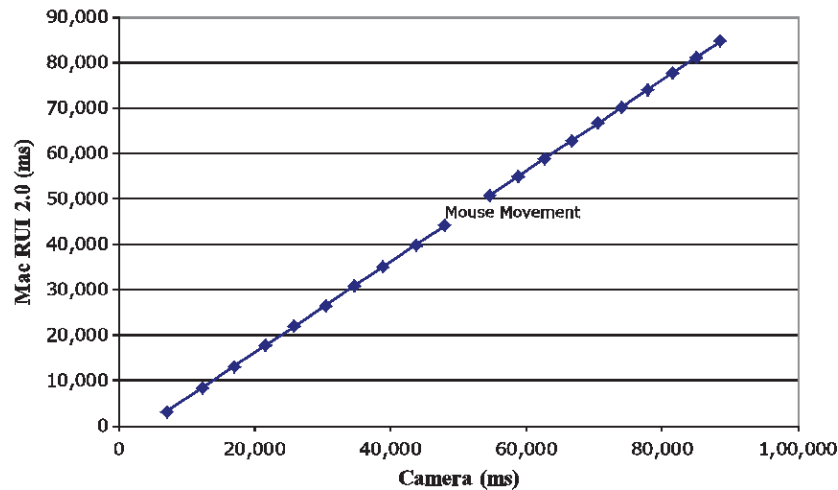


Figure 4. Extracted external clock times vs. Mac RUI 1.0's recorded times for keystrokes.

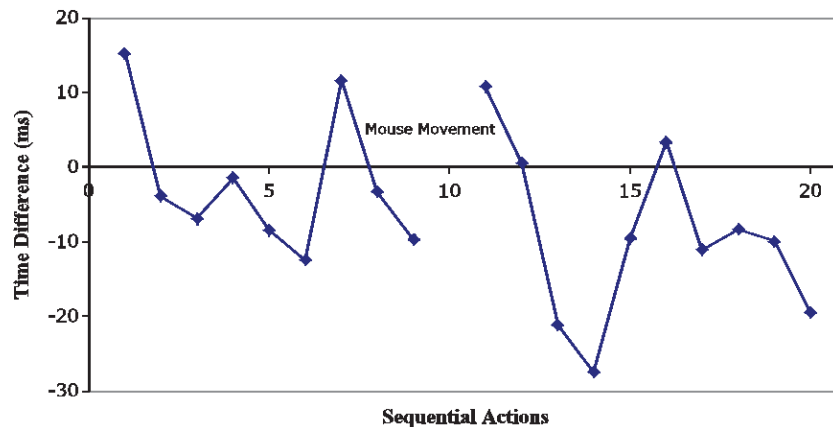


Figure 5. Observed differences between RUI (Mac RUI 1.0) and the external clock.

times (x-axis) and the RUI times (y-axis) for 20 keystrokes and mouse movements for Mac RUI 1.0.

*Mac RUI results.* The correspondence in Fig. 4 is a straight line, indicating a one-to-one correspondence between the times recorded by the external clock and those logged by RUI.<sup>18</sup> Figure 5 shows the relative time differences (differences in the recorded offsets) over the course of 19 keystrokes, or approximately 1 min of activity. After comparing the times generated by the external clock to the RUI times, we found that the difference values vary from  $-27$  to  $+15$  ms over the course of the trial. Most measures are within  $\pm 20$  ms and all are within  $\pm 30$  ms. Thus, these results indicate that timing of Mac RUI is not guaranteed at the 1 ms level, as previously claimed

<sup>18</sup>Mac RUI records both upstrokes and downstrokes, while the other applications do not. In other applications, we analyzed the downstroke of each keystroke.

(Kukreja *et al.*, 2007), but 30 ms would be a more appropriate accuracy. This result, nevertheless, suggests that this approach's can provide more tests to 10 ms or perhaps 5 ms resolution—as we performed these analyses we found that it was difficult to know the start of the keystroke time within 3 ms because of the shape of the waveform.

Figure 6 shows the differences for the 20 mouse clicks (39 data points)<sup>19</sup> taken from Mac RUI 1.0. We generally find that the degree of variation for these trials is less than for the typing trials, perhaps partly because mouse clicks possess a crisper audio signature, making the data interpretation easier. These measures show that the external clock generated times and RUI times appear to differ by  $-8$  to  $+3$  ms over the course of the trial. Most measures are within  $\pm 10$  ms and all are within 11 ms. As

<sup>19</sup>Mac RUI records both up and downstrokes, thus the 40 data points. We used the first event to synchronize the two times. Consequently, this data point does not appear in Fig. 6.



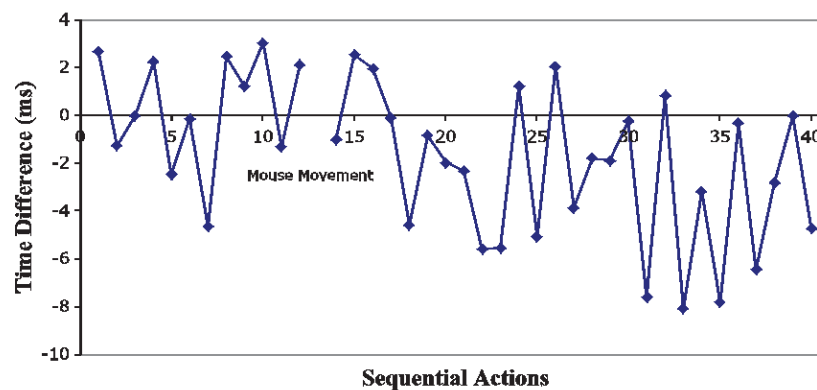


Figure 6. Observed differences with the external clock for mouse clicks (Mac RUI 1.0).

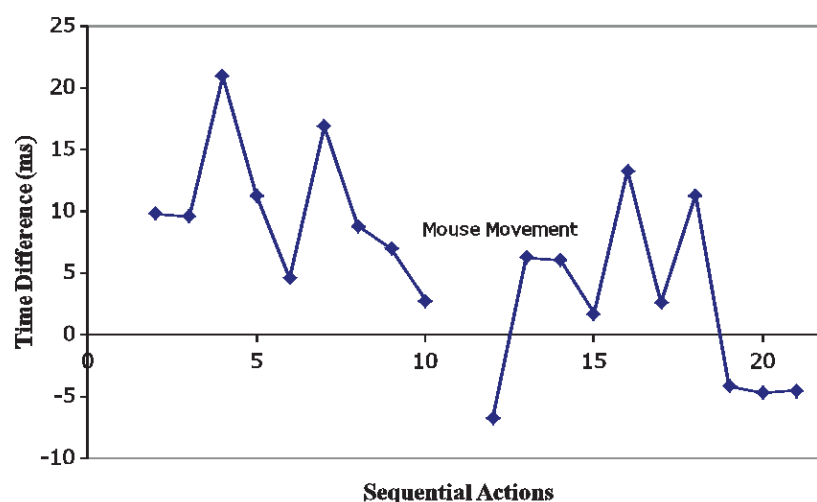


Figure 7. Observed differences between keystrokes (PC RUI 2.04) and the external clock.

in typing trials, the limitations of this approach prohibit us from certifying Mac RUI 1.0's mouse click data at the 1 ms level, but 20 ms accuracy may be appropriate. The degree of variation for these trials is less than for the typing trials, perhaps partly because mouse clicks possess a crisper audio signature, making the data interpretation easier.

**PC RUI 2.04 results.** Figure 7 shows the differences between PC RUI 2.04 and the external clock for 20 keystrokes. These measures show that the external clock times and RUI times appear to differ by a range of +21 to -7 ms. Again, most points are within  $\pm 20$  ms. Nevertheless, based on this validation approach, we cannot guarantee RUI's timing at the 1 ms level, but suggest a rating of  $\pm 30$  ms for keystrokes.

Figure 8 shows the differences between PC RUI 2.04 and the external clock for 20 mouse clicks. These measures show that the external clock times and the RUI times appear to differ by -12 to +3 ms over the course of the trial. Most measures are

within  $\pm 10$  ms and all are within 12 ms. Thus, we suggest PC RUI is accurate to  $\pm 20$  ms for mouse moves.

**Morae 3.0 results.** Figure 9 shows that the difference between the external clock and the times found in Morae Manager's *Search Results* window—these times provide more precision than Morae's default logs but are not exportable and cannot be cut and pasted. For both keystrokes and mouse clicks, Morae's exported logs use HH:MM:SS.S format that truncates the logged times to a tenth of a second. When using these logs, we could only obtain Morae's timing to  $\pm 0.1$  s precision. When recording keystrokes using results from the *Search Results* window, the corresponding times varied from -52 to +22 ms. The alignment between times derived from the external clock and Morae's logged times showed no noticeable drift or noise. These findings suggest that Morae is accurate to 100 ms (perhaps 60 ms), making it sufficient for most HCI usability studies.

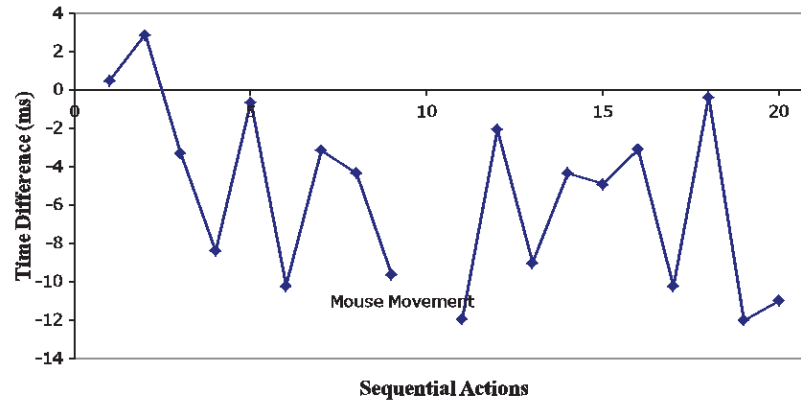


Figure 8. Observed differences for mouse clicks (PC RUI 2.04).

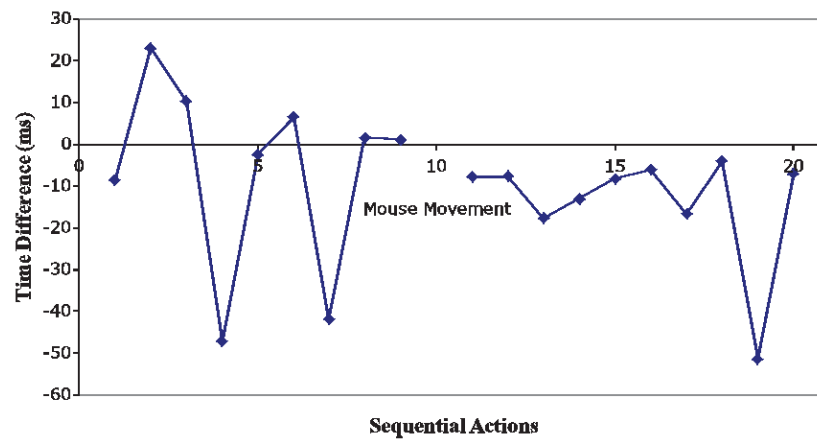


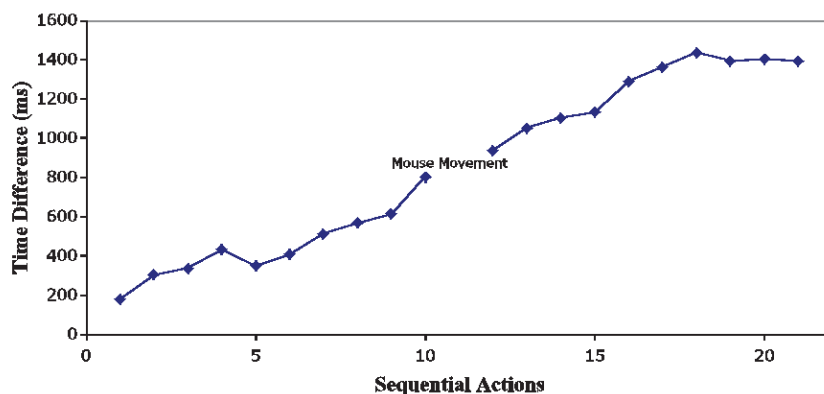
Figure 9. Observed differences for keystrokes (Morae 3.0).



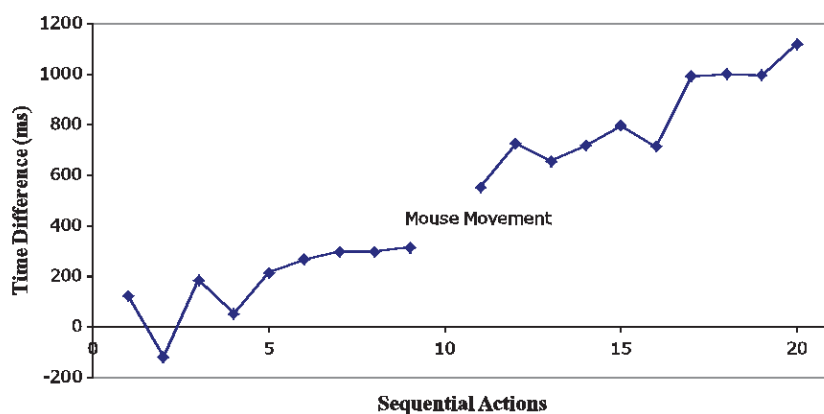
Figure 10. Observed differences for mouse clicks (Morae 3.0).

Figure 10 shows the differences between the external clock and log times, recorded by hand, from Morae Manager 3.0's Search Results window, for 20 mouse clicks. These measures show that the external clock times and the Morae times appear

to differ by  $-11$  to  $+58$  ms over the trial's time course. These findings indicate that Morae's accuracy seems to be consistent across modalities ( $\pm 60$  to  $100$  ms for keystrokes and mouse clicks depending on how conservative you want to be).



**Figure 11.** Observed differences for keystrokes (Camtasia, Studio 6).



**Figure 12.** Observed differences for mouse clicks (Camtasia, Studio 6).

*Camtasia, Studio 6 results.* Camtasia does not generate logs; rather it stores information in WAV and AVI files. Because Camtasia does not assume (in its default and commonly used setting) a microphone, it inserts a keystroke sound into an audio file for each keystroke entered. In these trials, we generated Camtasia's recorded times by analyzing the WAV file for each trial using Audacity®, as well as Camtasia's own audio analysis tool. We preformed an audio analysis because like other video logs the sampling rate is too low to record user behavior at or below 20ms. We again found that the alignment for both keystrokes and mouse clicks was generally good without any noticeable drift or noise.

Figure 11 shows the differences between times taken from Camtasia's audio recording and the external clock for 20 keystrokes. These measures show that the times extracted from Camtasia's WAV file when compared with the external clock display a linear drift of approximately 1 s per minute, an error of about 1%. Thus, while the interkeystroke and mouse click times may be fairly accurate, we found this rate of drift held constant for 10 trials. One feature of Camtasia may contribute to this relatively high rate of drift. Camtasia does not record

the keystroke sounds but rather generates a very clean audio representation when each key is pressed. This is desirable for creating understandable audio tracks for presentations. On the other hand, it may be rounding off the sound times for each click by fitting them to the video's frame rate. So, one possible explanation of this drift is the effect of these accumulated rounding decisions.

Figure 12 shows the differences between Camtasia and the external clock for the 20 mouse clicks. These measures show that the external clock's times and Camtasia's times for mouse clicks also display a linear drift of approximately 1 s per minute. As in the case of keystrokes, Camtasia generates an audio representation of each mouse click, making mouse click timing susceptible to the same potential problem. Thus, we believe Camtasia's timing is accurate to the nearest second.

*AppMonitor 1.2.1 results.* In our tests, we found AppMonitor to be fairly accurate. Each data point in Fig. 13 represents one instance of the enter key because AppMonitor only provides key names for the enter key and spacebar. Figure 13 shows the differences between AppMonitor and the external clock for 20



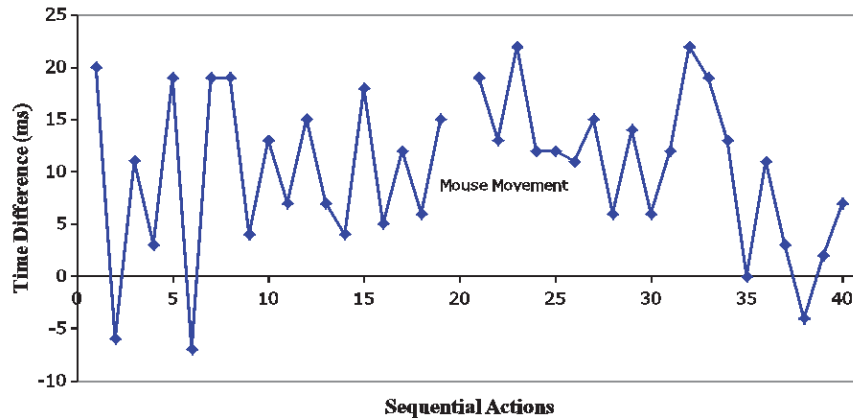


Figure 13. Observed differences for keystrokes (AppMonitor, 1.2.1).

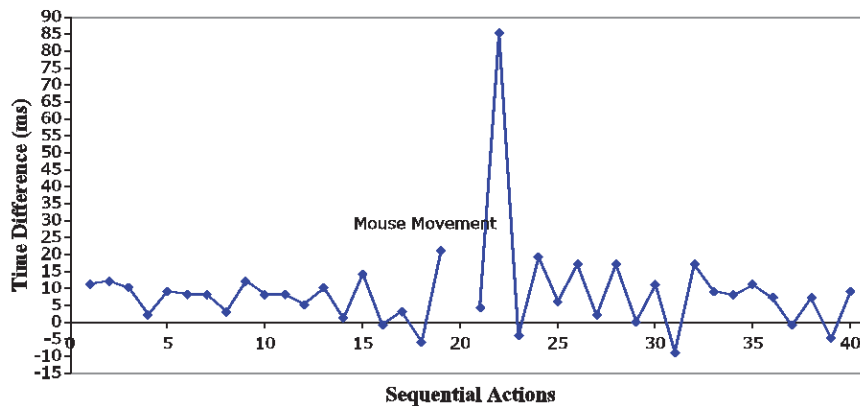


Figure 14. Observed differences for mouse clicks (AppMonitor, 1.2.1).

keystrokes. These measures show that the external clock times and the AppMonitor times appear to differ by a range of  $-7$  to  $+22$  ms over the course of the trial. Like RUI, most points are within  $\pm 20$  ms of the external clock.

Figure 14 shows the differences between AppMonitor and the external clock for 20 mouse clicks (39 data points). AppMonitor records both up and downstrokes. These measures show that the external clock times and AppMonitor's times appear to differ by  $-9$  to  $+85$  ms over the course of the trial. Most measures are within  $\pm 10$  ms. Consequently, AppMonitor appears accurate to 100 ms, but it might be better.

*External clock test summary.* The camera-based tests are expensive to perform because they have to be performed by hand, but appear to provide a relatively high resolution test that can provide time estimates within 3 ms based on sound waveforms. These tests show that all loggers can record a set of timestamps within 3 ms of camera time, but that the loggers have between 10 and 80 ms variance in how well they record.

#### 4.5. Low temporal drift over multiple days

Keystroke and mouse action loggers should exhibit low temporal drift over multiple days when run in isolation. Assessing an application's rate of drift over days and weeks, however, is surprisingly difficult. Determining an application's rate of drift requires knowing the external measure's rate of drift, as described in our discussion of the external clock test. With that knowledge, the analyst can then compare the application's timing with respect to an external clock, and thus determine to what degree this error influences the data.

This relatively straightforward description is complicated when one considers the constraints imposed by the external clock. We determined each application's rate of drift, but it was a rough estimate limited by the recording time (30 min) of our camera's DVDs. This limitation obliged us to record four 30 min trials over the course of 2 days for Mac and PC RUI. We could not perform this test on Morae, Camtasia or AppMonitor. For Morae and Camtasia, generating a (ms) log by hand at these time scales is prohibitive. In the case of AppMonitor, the fact that AppMonitor provides timestamps for a limited number of

keystroke and mouse movements makes recording the breadth of naturalistic activity impossible, severely limiting this test's external validity.

**Apparatus.** We used a Canon DVD Camcorder DC220 to record the NIST atomic clock, and a Robic SC-505 5 Lap Memory Stopwatch (accurate to a 1 ms/day) to confirm the measurements.

**Procedure.** Over the course of a week, we compared the times of Mac RUI and PC RUI with the NIST atomic clock times in 30 min increments. We isolated these applications from NIST clocks for 2 days, resulting in four tests for each application. In each case, we adjusted the results to compensate for the external clock's offset, and confirmed them by using the stopwatch.

**Results.** For Mac and PC RUI, we found no perceptible lag during the 30 min tests over the course of 2 days. We expect a drift could emerge for tests over multiple days or weeks. These results may have important implications for larger longitudinal studies that care about differences of seconds over days (which might be relatively rare), particularly as the size of the logger footprint increases to capture semantic data. On the other hand, lag occurring over multiple days is less important for hour-long studies, or studies that do not need accuracy within seconds over days or weeks.

## 5. DISCUSSION AND CONCLUSION

In this paper, we have discussed risks to accuracy that confront experimenters and designers in capturing and analyzing more complex sets of interaction data. After briefly introducing RUI

and its research applications, we described a comparative study of RUI, two commercial applications (Morae and Camtasia) and a logger from a university lab (AppMonitor). While we found that we could validate the logger's timing accuracy, including RUI's timing to  $\pm 30$  ms for keystrokes and  $\pm 10$  ms mouse moves, we also found that validating loggers for mouse moves and tests exceeding 30 min was difficult.

We next summarize the results of these tests. We then examine what these tests mean for future loggers by creating a preliminary set of considerations for loggers meant to identify and address some of the major risks present in HCI and cognitive psychology studies related to keystroke loggers. We conclude with a final thought about future work and how these considerations highlight some current limitations of loggers.

### 5.1. Summary of results

The results of our tests are summarized in Table 4. They show measures on a range of loggers and that the revised and extended versions of RUI pass a wider range of tests than previously reported (Kukreja *et al.*, 2007). These revised versions of RUI appear to record keystrokes and mouse clicks without batching, pass the gamma distribution test, accurately record mouse movements and can accurately record keystrokes and mouse clicks with an accuracy of 30 ms, or slightly better in one case (Mac). This accuracy enables RUI to support a wide range of HCI and cognitive psychology tasks, but not all tasks. Finally, we did not include the results of test five (determining long-term temporal drift) because we could only test the RUI platforms, and even for these platforms additional testing would

**Table 4.** Summary of tests across applications.

Tests		Mac RUI 1.0	PC RUI 2.04	Morae 3.0	Camtasia, Studio 6	AppMonitor 1.2.1
1	0 Interkeystroke timing test	Pass	Pass	Pass	Fail <sup>a</sup>	Pass <sup>e</sup>
2	Gamma distribution test for keystrokes	0.977	0.963	NA <sup>b</sup>	NA <sup>a</sup>	NA <sup>c</sup>
3	Mouse move distribution test modal values	17 ms	16 ms	N/A <sup>d</sup>	N/A <sup>d</sup>	16 ms
4a	Assessing accuracy using an external clock for keystrokes (in ms)	-28 to 15 ( $\pm 30$ ms)	-7 to 21 ( $\pm 30$ ms)	-52 to 23 ( $\pm 60$ ms)	-123 to 1115 ( $\sim 1$ s)	-7 to +22 ( $\pm 30$ ms)
4b	Assessing timing accuracy using an external clock for mouse clicks (in ms)	-8 to 3 ( $\pm 10$ ms)	-12 to 3 ( $\pm 20$ ms)	-12 to 59 ( $\pm 60$ ms)	176 to 1480 ( $\sim 1$ s)	-9 to +85 ( $\pm 100$ ms)

<sup>a</sup>Camtasia does not provide keystroke logs.

<sup>b</sup>Morae's exported logs only provide keystrokes to the nearest tenth of a second.

<sup>c</sup>Because AppMonitor only provides timestamps for the Enter key and space bar, test samples collected from AppMonitor are unlikely to be representative, as it is impossible to fully replicate.

<sup>d</sup>Morae and Camtasia do not log mouse moves at (time,  $x$ ,  $y$ ).

<sup>e</sup>AppMonitor does not provide timestamps for ASCII keys, with the exception of the Enter key and spacebar.

be necessary to solidify our findings. We, however, included this test in Table 3 because we believe the increased prevalence of online HCI studies warrants considering long-term temporal drift and ways of testing it.

These tests can also be used to test and describe other loggers. Morae and Camtasia, for example, can accurately record keystrokes and mouse clicks occurring at time scales equal to or greater than a 100 ms and AppMonitor at lower times for keystrokes. For broad HCI studies, however, Morae's and Camtasia's degree of accuracy is usually sufficient, and they offer other features. Furthermore, Morae's, Camtasia's and AppMonitor's ability to capture semantic data exceeds that of RUI.

## 5.2. A preliminary set of considerations for HCI and HRI loggers

In summary, as social networking applications and portable devices become more important, experimenters will increasingly have to utilize concurrent risk driven analyses using loggers to study behavior (Pew and Mavor, 2007). Users and developers will have to balance the demands for semantic content and accuracy as well. As Alexander *et al.* (2008) note, light-weight logging will most likely be necessary for developing longitudinal studies. However, capturing this data requires applications that are user friendly and capable of remote reporting. This second requirement will require researchers to continue to consider, as Alexander *et al.* (2008) have done, security and confidentiality of participants in naturalistic studies (e.g. Kim and Ritter, 2007), as well as more traditional concerns regarding confounding variables and repeatability.

AppMonitor provides a powerful lesson regarding the balancing of user confidentiality and experimental repeatability. AppMonitor ensures confidentiality largely by limiting its scope to foreground and background manipulations, scrolling and mouse clicks—these events are less likely to betray sensitive user information. Consequently, while AppMonitor provides an effective way of capturing semantic content, it does so at the cost of excluding useful finer grain data necessary to support a KLM-GOMS analysis (Card *et al.*, 1983) or other reaction time analyses. We believe that providing analysts a range of selectable options of what to log can avoid overloading user logs while also supporting multiple kinds of analysis. In earlier versions of AppMonitor, Alexander *et al.*, (2008) also used this approach.

We also believe that privacy settings can go a long way towards reconciling the tensions between user confidentiality and experimental repeatability. RUI supports both annotated and anonymized logs. Annotated logs record both key times and names; we use this mode in lab-based experiments with the explicit consent of our participants. Anonymized logs note keystroke times without recording key names; we have used this setting in a large-scale naturalistic study (Dancey *et al.*, forthcoming). Both settings assign users a subject ID number.

We suspect that frequent iterations between observational and experimental settings will characterize future HCI and

cognitive psychology studies, as researchers appraise the influence of contextual factors through experiments and validate experimental results through subsequent naturalistic studies (Ritter *et al.*, 2013). We also believe that experiments will frequently occur concurrently in interdisciplinary contexts that will require loggers to prioritize not only the participant's user experience but also that of the experimenter.

We begin to address these risks by offering a preliminary set of considerations for users and developers of loggers in Table 5. This set of considerations (that in time might turn into a specification) is neither exhaustive nor equally applicable to all applications. The tests we have described and the considerations we have identified through developing RUI and looking at similar tools will help researchers better assess and mitigate the risks introduced by keystroke and mouse action loggers to HCI and naturalistic studies, either by developing or finding a logger that addresses these risks (Ritter *et al.*, 2013).

The list of considerations in Table 5 requires a few clarifying comments. Point 3 states that loggers should indicate that logging is occurring. While we understand the value of unobtrusive logging, we believe out of a concern for privacy that by default the logger should require the user to initially activate it (Point 1), and that it should indicate to the user that it is recording. In some studies, these precautions may not be necessary; however, we believe this requirement is valuable for general use.

We would also like to push slightly on the concept of ease of use by distinguishing between the user's experience and that of the experimenter. To be clear, we believe that the user experience should be easy. On the other hand, it is also important to consider the experimenter as a user too in this case. As the ability to capture semantic content increases, experimenters will have to have more sophisticated, easy to use and rapid to deploy ways to record *in vivo* distinctions in semantic content such as those described by Alexander *et al.* (2008). Experimenters will also need relatively light-weight input driven tools such as cognitive load and stress tests for testing experimental designs, and some assurance that their experiments will be consistent across operating systems.

Furthermore, when considering the experiment's footprint and generalizability, point 5 suggests considering types of key actions entailed by the study. As Table 5 illustrates, loggers differ in even their basic capabilities (e.g. the logging of mouse movements). Determining the study's needs early is important. For instance, it may not be desirable to record *all* key presses or the exact positions of all mouse movements. A logger that records both up and down key presses or every mouse position can overload the analyst. Nevertheless, developers and experimenters do generally need to think more broadly. For example, early versions of RUI did not log enough of the non-ASCII keystrokes, omitting some command keys.

Point 6 suggests recording time in seconds and ms. While most computers' clocks can provide greater precision, using and validating finer time scales can be problematic. Besides the



**Table 5.** Considerations for HCI and HRI keystroke loggers.

(1)	Be easy to start up, run and close and save data
(2)	Provide a choice of default file locations for the logs
(3)	Indicate that logging is occurring
(4)	In the log, note the user, the time the log begins, the software and version that generates it and the machine the logs were taken on
(5)	Record: <ul style="list-style-type: none"> <li>ASCII keystrokes (a-zA-Z1-0, symbols)</li> <li>Non-ASCII control and navigation keys, such as arrows and page up</li> <li>ASCII and non-ASCII keys either on the downstroke, upstroke or both</li> <li>Modifier keys either on the downstroke, upstroke or both</li> <li>Media buttons and function keys</li> <li>Mouse clicks</li> <li>Mouse moves or position (e.g. every 15 ms or when the mouse provides it)</li> <li>Mouse wheel events</li> <li>Suppress reporting a mouse position if no movement has occurred</li> <li>Events on mouse equivalents, such as touchpads, joysticks and touch displays</li> <li>Semantic meaning of the keystrokes</li> <li>Task context of the keystrokes</li> <li>Support anonymizing keystrokes</li> </ul>
(6)	Event times shown preferably in s and ms, optionally in HH:MM:SS
(7)	Replay logs (but, as Luo and John, 2005, note, subject to inherent difficulties)
(8)	Timing accuracy validated to level needed
(9)	Be stable enough to run for several hours to several months without crashing
(10)	Run on the operating system of interest (Unix, Windows, Apple OS, etc.)
(11)	Be resilient to load on the computer

difficulties associated with establishing an external clock with such precision, the audio signatures of key and mouse actions pose challenges for interpretation. Greater levels of precision may not just be unnecessary, but can potentially obscure results. In addition, longer studies may require including a date on each timestamp, but in our studies dates would be unhelpful and make logs larger and harder to analyze. Finally, while we did not test these tools to see how well timing was maintained as load increased on the computer they were running on (point 11), this may stay a problem and it may also become less of a problem as more machines have multiple processors.

### 5.3. Limitations of loggers

There are limitations to loggers and to RUI in particular. Most of the systems reviewed, while they meet most of the criteria listed in Table 5, do not support them all. Some of these discrepancies arise from tradeoffs at the design phase. Others arise from tools created within a context that do not require all the criteria and then tools are used more widely obtaining additional features as designers apply tools to new problems. It remains difficult to record logs in environments not designed to support logging or actively designed to discourage logging. For instance, loggers have trouble recording the target size of the objects being clicked and sometimes even the window or panel containing the object. Some tools can support this, but their support has limitations.

At this point, RUI and the other loggers fail to meet the full set of considerations. In particular, RUI's ability to capture semantic data is limited and some low-level behaviors still require interpretation (the effects of auto-repeat, for instance). Nevertheless, we believe this specification (Table 5) and these tests (Table 3) are useful for researchers interested in using and developing keystroke loggers in HCI and cognitive psychology studies (Ritter *et al.*, 2013).

Users of keystroke logging programs and tools need to remain mindful of how their loggers work and what are the potential limitations specific to their tools. Software-based loggers remain easy to use, but can always, of course, run into problems when the machine they are running on becomes overloaded and cannot itself process its inputs and outputs in a timely manner.

Finally, these tests are not necessarily complete. As we have worked with loggers, we have continually found ways that they can fail to record accurately. Further work with additional interfaces, systems and contexts of use will find further constraints that loggers should meet.

### ACKNOWLEDGEMENTS

Bonnie John's experiences with and comments about RUI led to many of the developments described here. Geoffrey Morgan and Susan Strayer contributed to the development of PC RUI 2.04;

Razvan Orendovici created the version of RUI that anonymizes keystrokes; Joe Sanford has helped maintain RUI; and Thomas George provided technical and procedural advice. Brad Best helped fit the gamma curve. Greg Plumb helped gather data. In addition, Olivier Georgeon, Wayne Gray, Jong Kim, Alex Kirlik, William Stevenson, Michael Wenger and several anonymous reviewers provided comments that improved this paper.

## FUNDING

This project was supported by ONR Contracts N00014-03-1-0248, #W911QY-07-01-0004 and N00014-11-1-0275.

## REFERENCES

- Alexander, J., Cockburn, A. and Lobb, R. (2008) AppMonitor: a tool for recording user actions in unmodified windows applications. *Behav. Res. Methods*, 40, 413–421.
- Braun, W. J., Rousson, V., Simpson, W. A. and Prokop, J. (2003) Parametric modelling of reaction time experiment data. *Biometrics*, 59, 661–669.
- Card, S.K., Moran, T. and Newell, A. (1983) *The Psychology of Human-Computer Interaction*. Erlbaum, Hillsdale, NJ.
- Dasarathy, B. (1985) Timing constraints of real-time systems: constructs for expressing them, methods for validating them. *IEEE Trans. Software Eng.*, 11, 80–86.
- De Clercq, A., Crombez, G., Buysse, A. and Roeyers, H. (2003). A simple and sensitive method to measure timing accuracy. *Behav. Res. Methods Instrum. Comput.*, 35, 109–115.
- Freeman, J.B. and Ambady, N. (2010) MouseTracker: Software for studying real-time mental processing using a computer mouse-tracking method. *Behavior Research Methods*, 42, 226–241.
- Friedrich, M.B. (2008) *Implementierung von schematischen Denkstrategien in einer höheren Programmiersprache: Erweitern und Testen der vorhandenen Resultate durch Erfassen von zusätzlichen Daten und das Erstellen von weiteren Strategien (Implementing diagrammatic reasoning strategies in a high level language: Extending and testing the existing model results by gathering additional data and creating additional strategies)*. Faculty of Information Systems and Applied Computer Science, University of Bamberg, Germany.
- Hart, S.G. and Staveland, L.E. (1988). Development of NASA-TLX (Task Load Index): results of empirical and theoretical research. In Hancock, P.A. and Meshkati, N. (eds), *Human Mental Workload*. Elsevier, Amsterdam, The Netherlands, pp. 139–183.
- Held, J., Bruesch, M., Krueger, H. and Pasch, T.H. (1999) The Fit-System: a new hand-held computer tool for ergonomic assessment. *Med. Biol. Eng. Comput.*, 37, 862–863.
- Hurst, A., Mankoff, J., Dey, A.K. and Hudson, S.E. (2007) Dirty desktops: using a patina of magnetic mouse dust to make common interactor targets easier to select. In *Proc. 20th Ann. ACM Symp. User Interface Software and Technology*, pp. 183–186. ACM, New York, NY.
- Kim, J. and Ritter, F.E. (2007) Automatically recording keystrokes in public clusters with RUI: issues and sample answers. In *Proc. 29th Ann. Conf. Cognitive Science Society*, 1787. Austin, TX.
- Kim, J.W., Koubek, R.J. and Ritter, F.E. (2007) Investigation of procedural skills degradation from different modalities. *Proc. 8th Int. Conf. Cognitive Modeling*. Lewis, R.L., Polk, T.A., Laird, J.L., (eds), pp. 255–260. Taylor & Francis/Psychology Press, Oxford, UK.
- Kukreja, U., Stevenson, W.E. and Ritter, F.E. (2007) RUI—Recording User Input from interfaces under Windows and Mac OS X. *Behav. Res. Methods*, 38, 656–659.
- Latif, M.M.A. (2008) A state-of-the-art review of the real-time computer-aided study of the writing process. *Int. J. Engl. Stud.*, 8, 29–50.
- Leijten, M. and Van Waes, L. (2006) Inputlog: new perspectives on the logging of on-line writing processes in a Windows environment. In Sullivan, K.P.H. and Lindgren, E. (eds), *Computer Keystroke Logging and Writing: Methods and Applications*. Studies in Writing, Vol. 18, pp. 73–94. Elsevier, Oxford.
- Luce, R.D. (1986) *Response Times: Their Role in Inferring Elementary Mental Organization*. Oxford University Press, Oxford, UK.
- Luo, L. and John, B.E. (2005) Predicting task execution time on handheld devices using the keystroke-level model. *Proceedings of CHI '05*, pp. 1605–1608. ACM, Portland, OR.
- MacInnes, W.J. and Taylor, T.L. (2001) Millisecond timing on PCs and Macs. *Behav. Res. Methods Instrum. Comput.*, 33, 174–178.
- Myors, B. (1999). Timing accuracy of PC programs running under DOS and Windows. *Behav. Res. Methods Instrum. Comput.*, 31, 322–328.
- Paik, J. (2011) A novel training paradigm for knowledge and skills acquisition: Hybrid schedules lead to better learning for some but not all tasks. Unpublished PhD thesis, Industrial Engineering, Penn State University, University Park, PA.
- Patton, E.W. and Gray, W.D. (2010) SNLab-CM: a tool for incorporating stochastic operations into activity network modeling. *Behav. Res. Methods*, 42, 877–883.
- Pew, R.W. and Mavor, A.S. (eds) (2007) *Human-System Integration in the System Development Process: A New Look*. National Academy Press, Washington, DC. [books.nap.edu/catalog.php?record\\_id=11893](http://books.nap.edu/catalog.php?record_id=11893).
- Plant, R.R., Hammond, N. and Whitehouse, T. (2002) Toward an experimental timing standards lab: benchmarking precision in the real world. *Behav. Res. Methods Instrum. Comput.*, 34, 218–226.
- Plant, R.R., Hammond, N. and Turner, G. (2004) Self-validating presentation and response timing in cognitive paradigms: how and why? *Behav. Res. Methods, Instrum. Comput.*, 36, 291–303.
- Ritter, F.E. and Wood, A.B. (2005) Dismal: a spreadsheet for sequential data analysis and HCI experimentation. *Behav. Res. Methods*, 37, 71–81.
- Ritter, F.E., Kukreja, U. and St. Amant, R. (2007) Including a model of visual processing with cognitive architecture to model a simple teleoperation task. *J. Cogn. Eng. Decis. Mak.*, 1, 291–303.

- Ritter, F.E., Kim, J.W., Morgan, J.H. and Carlson, R.A. (2013) How to run studies: a practical guide to research with human participants. Sage, Thousand Oaks, CA.
- St. Amant, R., Horton, T. E. and Ritter, F.E. (2007) Model-based evaluation of expert cell phone menu interaction. *ACM TOCHI*, 14, 1–24.
- Sullivan, K.P.H. and Lindgren, E. (2006) *Computer Keystroke Logging and Writing*. Elsevier, Oxford.
- Van Waes, L., Leijten, M., Wengelin, A. and Lindgren, E. (2011) Logging tools to study digital writing processes. In Berninger, V. (ed.), *Past, Present, and Future Contributions of Cognitive Writing Research to Cognitive Psychology*. Psychology Press, London.
- Van Zandt, T. (2002) Analysis of response time distributions. Methodology in experimental psychology. In Wixted, J. (ed.), *Stevens' Handbook of Experimental Psychology* (3rd edn). Vol. IV, pp. 461–516. John Wiley & Sons, New York, NY.
- Van Zandt, T. and Ratcliff, R. (1995) Statistical mimicking of reaction time data: single-process models, parameter variability, and mixtures. *Psychon. Bull. Rev.*, 2, 20–54.